



# Year 9 Parent information Evening



Aspiration || Community || Respect



# Welcome back!

Aspiration || Community || Respect

# Good Schools Guide

- 'Strong leadership' and 'supportive teachers'
- Pupils felt that teachers go 'above and beyond'
- Pastoral care in strong evidence.
- One parent told us she was 'blown away by what the staff will do for the pupils'.
- The well-staffed PE department boasts of more than 300 fixtures a year across 15 different sports.
- Extracurricular life is buzzing with clubs aplenty.

Aspiration || Community || Respect



# Good Schools Guide

- Drama, dance, music and art promoted through the curriculum. ‘I can’t rave enough about the performing arts,’ said one parent.
- Thriving arts and technology faculty...pupils’ artwork is proudly displayed throughout the school.
- the scale and breadth of the school is its USP, enabling myriad opportunities and a deliberately broad curriculum.
- An academically non-selective school with impressive results that put it up with the top performing state secondary schools nationally



# The Headlines @ KS4

9 - 7 = 35%

9 - 5 = 73%

9 - 4 = 84%



# The Headlines @ KS5

$A^* = 11\%$

$A^* - A = 31\%$

$A^* - B = 53\%$

$A^* - C = 74\%$

BTEC results:

Distinction \* - Merit – 80%

Aspiration || Community || Respect





# Protecting what we value

Equality

Diversity

Respect

[https://www.youtube.com/watch?v=P\\_zEd74skmM](https://www.youtube.com/watch?v=P_zEd74skmM)

Aspiration || Community || Respect



# Key Dates

## Key Dates – Year 9

2024 / 2025	Event
5 <sup>th</sup> September – 8.25am	Start of Term
10 <sup>th</sup> September	School Photographs
18 <sup>th</sup> September	Online Parent Subject Meetings
25 <sup>th</sup> October	INSET DAY (School Closed for Students)
28 <sup>th</sup> October – 1 <sup>st</sup> November	Half Term
4 <sup>th</sup> November	Year 9 Assessment Week
29 <sup>th</sup> November	Mufti Day (Students wear own clothes)
20 <sup>th</sup> December – Midday Finish	End of Term
7 <sup>th</sup> January – 8.25am	Start of Spring Term
3 <sup>rd</sup> February	Mid-Year Year 9 Examination Week
17 <sup>th</sup> February – 21 <sup>st</sup> February	Half Term
4 <sup>th</sup> March	Reports available to parents
10 <sup>th</sup> March	Online Parent Subject Meetings
4 <sup>th</sup> April – Midday Finish	End of Term
21 <sup>st</sup> April	Bank Holiday (School Closed)
22 <sup>nd</sup> April	Start of Summer Term
5 <sup>th</sup> May	Bank Holiday (School Closed)
26 <sup>th</sup> May – 30 <sup>th</sup> May	Half Term
2 <sup>nd</sup> June	Year 9 Assessment Week
30 <sup>th</sup> June	INSET DAY (School closed for Students)
18 <sup>th</sup> July – Midday Finish	End of Term

Thursday October 17th-  
Zoom options information  
evening 17:00





# Year 9 Pastoral Team



Mrs Hillicks  
Inclusion Manager

Mrs Young  
Assistant  
Headteacher  
SLT link for Year 9

Mrs Frewin  
Head of Year

Miss Sellars  
Pastoral  
Intervention

Mr KC  
Tutor 9FA

Mr Stinton  
Tutor 9FG

Mr Ranger  
Tutor 9GA

Miss Culverwell  
Tutor 9GG

Miss Ewart  
Tutor 9MA

Mr Houlgate  
Tutor 9MG

Mr Aberneithie  
Tutor 9PA

Mr Barry  
Tutor 9PG

Ms Fraile-Martin  
Tutor 9WA

Ms Barnard  
Tutor 9WG

Aspiration || Community || Respect

# Behaviour Zones

Below are the new behaviour zones. We expect all students to be working in the green zone (i.e 'The GA Way').

If students consistently behave within the GA Way there will be numerous opportunities to receive rewards and prizes.

## New Year – Positive Start!



# Behaviour Zones



**At George Abbot School we expect you to be:**

- **P**resent – be at school every day and be on time.
- **P**resentable – uniform correct.
- **P**repared – have all equipment and home learning complete.
- **P**olite – to everyone. Have respect for staff, students, the school and our community.
- **P**articipate – engage fully with your work in the classroom and get involved in clubs and events.
- **P**ace and **P**urpose – work hard within lessons and move around school calmly and with purpose.

**Aspiration – Respect – Community**



## Amber Zone

- Both within lessons and outside lessons there are some behaviours we will not tolerate.
- These behaviours will result in a **log** or **referral** being sanctioned.
- At this point you have a **choice** to make –
  - an improvement in behaviour will result in moving towards the **green** zone and a positive outcome for the remainder of the lesson.
  - continued poor behaviour will result in moving towards or into the **red** zone and possible further sanctions.

Amber



Zone

Aspiration – Respect – Community



## Red Zone X

- Both within lessons and outside lessons there are behaviours which we will absolutely not tolerate under any circumstances.
- These behaviours will result in a in any of the following:
  - 1) SLT detention
  - 2) Reflection Room
  - 3) Headteacher detention
  - 4) Suspension

Aspiration – Respect – Community

# Uniform

Uniform will be checked at the schools gates every morning by SLT.

Every student must make sure they follow the uniform rules below:

- School shoes not black trainers.
- Shirts tucked in.
- Skirts unrolled.
- Any hoodies to be confiscated and left either at reception or HOY's office.
- No fake nails.
- Maximum of two studs per ear. No other jewellery can be worn apart from a watch.
- Blazers and ties must be worn. If students are missing either of these they must hand their phone in for a spare. Phones will be left at reception or HOY's office for you to collect at the end of the day.



Students will receive a **log** if they have been asked to correct their uniform on **two or more** occasions during the school day.

# Mobile Phones

## Benefits of a phone free environment:

- An improved focus on learning
- Improved mental health and well-being
- Safeguarding the community



Mobile phones and airpods are not permitted to be used at any time by students between **8.25am** and **3.15pm** whilst on school site.

If you are seen wearing/using airpods during the school day we will confiscate your phone, not the airpods.

If a mobile phone is seen or heard it will be confiscated and retained for the remainder of the school day.

If the same mobile phone is seen or heard again the following sanctions will apply:

- 2nd offence - confiscation on the day and 5 days in signal-blocking phone pouch
- 3rd offence - confiscation on the day and 10 days in signal-blocking phone pouch
- 4th offence - confiscation on the day and the rest of term in signal-blocking phone pouch

Refusal to hand over your mobile phone will result in time spent in the reflection room. If a student still refuses to hand over their phone after the reflection room they will be suspended from school.

# Positives/Rewards

## House points:

Students will receive house points automatically through Bromcom for various positive behaviours such as:

- No late logs in a week
- 100% attendance in a week
- No logs in a week

These will accumulate along with house points awarded by staff.

Throughout each half term there will be weeks where some positive behaviours will be worth **double house points!**

After achieving a certain amount of house points you will receive rewards/prizes. These include:

- Queue jump passes
- Breakfast mornings
- Netballs/Footballs/Basketballs for break times (for you to keep)!
- Pizza afternoons
- Bronze/Silver/Gold flashes

Tutors will explain more during tutor time next week!





# E-Safety in School

## George Abbot Student Acceptable Use Agreement

- Ensure the safety and security of themselves
- Respect for all our community
- Maintain the reputation of the school
- Not to use mobiles phones inside school buildings- not to film. School owned, and managed IT devices

# Understanding how to use technology safely, respectfully, responsibly and securely, including protecting their online identity and privacy.

1. Recognise **inappropriate** online content, contact and conduct.
2. Know how to **report issues** online (bullying, abuse and harassment).
3. Know how to **find help** in school/ home/ online
- 4. Protecting identity** with privacy settings
5. Responsibilities- **Know your rights** for keeping safe.
6. Knowing how materials posted online , once shared can go **viral**.

Understanding how to use to use technology safely, respectfully, responsibly and securely, including protecting their online identity and privacy.

7. Understand that relationships presented online can allow **negative behaviour** to escalate.
8. Understand that sharing and viewing indecent images of children (including those created by children) is a **criminal offence** which carries serious penalties.
9. Understand how information and **data is generated, collected, shared** and used online **Algorithms**.
10. Understand what **grooming/ abuse may look like** and how to get help

# Parents play a crucial role in helping secondary schools keep their children safe online.



Here are several ways you can contribute:

- 1. Open Communication:** Establishing an open line of communication with children about online activities fosters trust and encourages students to share concerns or experiences they encounter online.
- 2. Education and Awareness:** Parents should educate themselves and their children about online safety, including the potential risks of social media, cyberbullying, and privacy issues. Keeping up with current trends and technologies can help parents guide their children effectively.
- 3. Set Clear Guidelines:** Work with schools to establish clear guidelines for appropriate online behaviour. Parents can help create rules regarding screen time, acceptable websites, and social media usage.
- 4. Monitoring and Supervision:** Parents should monitor their children's online activities while respecting their privacy. Tools like parental controls can be helpful to manage internet usage, but it's essential to balance monitoring with trust.
- 5. Encourage Critical Thinking:** Teach children to think critically about the information they encounter online, including recognizing misinformation, identifying suspicious behaviour, and understanding the implications of sharing personal information.

# Parents play a crucial role in helping secondary schools keep their children safe online.

**6.Promote Digital Citizenship:** Encourage children to be responsible digital citizens by treating others with respect online, understanding the consequences of their actions, and being aware of their digital footprint.

**7.Collaborate with Schools:** Parents can work with schools to support and enhance existing online safety programs. This may involve participating in workshops, providing feedback on policies, or volunteering for related school initiatives.

**8.Report and Address Issues:** Encourage children to report any incidents of cyberbullying or inappropriate online behaviour. Parents should support schools in addressing these issues promptly and effectively.

**9.Model Good Behaviour:** Parents can model appropriate online behaviour by practicing safe and respectful internet use themselves. This sets a positive example for children to follow.

**10.Resource Sharing:** Share resources, articles, and tools about online safety with other parents and teachers to promote a community-wide understanding and commitment to protecting students online.

**By actively engaging in these practices, parents can create a safer online environment for their children while working alongside school to foster responsible digital habits.**

**SEN**  
**Mrs Richings**

---

**SENCO**

# SEND Support at George Abbot School

- There are no Learning Support Assistants (LSAs) in class and most students are supported within the class by teachers using Ordinarily Available Provision
- There is a SENCO/Deputy SENCO responsible for SEND in each year group
  - Year 7 – [jrichings@georgeabbot.surrey.sch.uk](mailto:jrichings@georgeabbot.surrey.sch.uk)
  - Year 8 & 11 – [eferris@georgeabbot.surrey.sch.uk](mailto:eferris@georgeabbot.surrey.sch.uk)
  - Year 9 & 10 – [eboothman@georgeabbot.surrey.sch.uk](mailto:eboothman@georgeabbot.surrey.sch.uk)
- We work with parents and subject teachers to identify and support needs
- Students are assessed and monitored at the start of the year to identify needs and where support is required
- Needs change so our support will adapt accordingly each year
- You will be written to by October half term if we feel your child needs to be added to our SEND Support List

# SEND Support is a graduated approach

- **Wave One support**
  - Support for students with SEND starts in the classroom - this is known as **Ordinarily Available Provision**, in line with the **SEND Code of Practice 2015**
  - All teachers are made aware of individual student needs and can adapt their classroom and teaching to meet those needs
  - **Additional clubs for students with SEND needs at break times**
- **Wave Two support**
  - Students have a Progress Mentor to check-in on them and liaise with teachers
  - Our team run 1:1 or small group interventions out of the classroom for identified students (these may be short-term or long-term)
  - Support in form time or break times may also be offered
- **Wave Three support**
  - We work with external agencies to support students
  - We may begin to discuss whether an EHCP is required






# Exam Support at George Abbot School

- The process for providing exam access arrangements (EAA) is that we must collect evidence of need from teachers to show students require support regularly in tests. There must also be test evidence and/or a diagnosis of a SEND need.
- Formal application of EAA can only happen from Year 9 onwards for use in GCSEs and we must apply again at Sixth Form.

**For general questions or concerns about SEND please email  
Mrs J Richings (SENCO)**

**[jrichings@georgeabbot.surrey.sch.uk](mailto:jrichings@georgeabbot.surrey.sch.uk)**



***Bromcom***


- Rationale
- Summary of system changes
- Parent Login
- Student login
- Identified issues

# Information Systems at George Abbot

There are a number of drivers behind our decision to change our information systems.

- Working towards a single source of information for parents.
- Reduction in the number of apps / systems parents and students have access.
- Evaluation of cloud based systems showed improved reliability and reduced costs.
- Promote greater engagement for all parties.
- Reduce workload for teachers and administrative colleagues.
- Improved efficiency of workflow.

# From September



***Bromcom***

Attendance  
Assessment  
Behaviour  
Homework  
Communication

## Parents and Carers

my child at school.com

CREATE YOUR PASSWORD

Enter Password

Confirm Password

Create Password

Back to Sign in

MCAS Android / IOS App  
MCAS also viewable via  
web browser interface

## School staff



## Students

Student Portal

REDEEM INVITATION CODE

40007

Kutlay3042

EB7AC21E4E

I'm not a robot

Redeem Code

Students are  
recommended to use the  
web browser interface.

# Parent Access

01483 889000

a member of Learning Partners academy trust

Home | Our School | Sixth Form | Students | **Parents** | Community

GEORGE ABBOT SCITT

Home Learning  
Admissions  
Attendance  
Term Dates  
Uniform  
Extra-Curricular  
Useful Information  
**MyChildAtSchool**  
Year Group Information  
Reading Hub  
Wellbeing Resources

Discover More

The screenshot shows the website's navigation menu with 'Parents' selected. An orange arrow points from the 'Parents' menu item to the 'MyChildAtSchool' link. A blue arrow points from the 'Discover More' button to the 'MyChildAtSchool' link. The background features an aerial view of the school buildings.

Welcome to George Abbot School

Copy Link

GEORGE ABBOT

The screenshot shows a YouTube video player with the title 'Welcome to George Abbot School'. The video thumbnail features the school crest and a red play button. A 'Copy Link' button is visible in the top right corner.



Welcome to GA6

Copy Link

GA6

The screenshot shows a YouTube video player with the title 'Welcome to GA6'. The video thumbnail features the letters 'GA6' in a stylized font with a red play button. A 'Copy Link' button is visible in the top right corner.

://www.georgeabbotsurreysch.uk/mychildatschool/

# Parent Access and Information

01483 888000

Quick Links

a member of  
Learning Partners  
academy trust

Home

Our School

Sixth Form



Students

Parents

Community

GEORGE  
ABBOT SCITT

MyChildAtSchool



At George Abbot School we use the online portal MyChildAtSchool (MCAS). This platform allows parents/carers to access all information about your child's attendance, assessment and progress reports, homework, behaviour and achievements via the MCAS app or a [web browser](#). You can download the MCAS app on the [App Store](#) or [Google Play](#).

## Parent/Carer Guide

### MyChildAtSchool (MCAS) Parent Guides

This page contains downloadable PDF MCAS Guides for Parents. See other Parent MCAS articles here.

Bromcom - Documentation Centre

## Additional Guidance for MCAS

<https://docs.bromcom.com/article-categories/for-parents/>

## Forgotten passwords

Reset your password:

<https://www.mychildatschool.com/MCAS/MCSForgottenLogin>

## Email not recognised or got a question?

If you are having any problems accessing this service, please contact us:

[mcas@georgeabbot.surrey.sch.uk](mailto:mcas@georgeabbot.surrey.sch.uk)

# Student Access

- Students have been sent instruction how to log in and are being shown during assemblies this week.
- Homework will be set from next week.
- Student accounts are linked to their school Microsoft account.




Click here and then you will be directed to log into Microsoft.




Enter your school email. You will then be asked for your password





 Dashboard

 My Subjects


 My Timetable


 Attendance

 Assessment


 Behaviour

 Reports


 Exam Timetables

 Exam Results

 Homework


 Quizzes

 Lesson Plans


 Group Forum

 Dashboard *Dashboard*


YOU ARE HERE: Home > Dashboard

 My Subjects More




No Subjects data found


 My Timetable More


No Timetable data found

 Reports More

No Reports found


 My Bookmarks +  

[Free TES resources](#)   
Link to free resources


[Google](#)   
Google

 News  
*Recent {0} News*


No News data found

 Attendance More  
*Is Bromcom Testing at school?*


No Attendance data found

 Behaviour More  
*Behaviour*

No Behaviour data found

 Assessment More

No Assessment data found

 Exam Results More

No Exams Results data found

# Identified Issues

**Some parents reported that they did not receive the school bulletin.**

We have worked with Bromcom and changed the email server. Some users' email client has been identified as blocking the email, so users have been advised to check Junk , Trash and Spam folders as well as removing all blocks.

**Some parents reported that they are now unable to login into MCAS app.**

The users who have reported this are able to access the Parent Web Portal. A senior member of the Learning Partners Network team is working with the Bromcom software team to resolve this.

Any issues please email [MCAS@georgeabbot.surrey.sch.uk](mailto:MCAS@georgeabbot.surrey.sch.uk)

Please describe the error in as much detail as possible including which platform you are attempting to use.



# Questions

Aspiration || Community || Respect